

Step Up to a Better Staircase

How to Save Time and Money with Custom-Built Prefab Stairs

High quality, American craftsmanship – While we use technology to speed the process, every prefab staircase is made-to-measure and hand assembled by our team of experienced woodworkers using top quality wood and materials.

TABLE OF CONTENTS

1. About Discount Quality Stairs.

2. Why prefab is better than field built.

3. Explore a gallery of design possibilities.

4. What stair solution is right for you?

5. A world of wood choices.

6. Measuring made easy.

7. Ready. Set. Install.

8. Get an instant quote and order today.



So many of life's memories are made on stairways.

Wedding guests looking up to see a bride glide down an elegant staircase to walk down the aisle with her father. Giggling grandchildren, aunts, uncles, and cousins jockeying for position on a stairway for a holiday family photo. Sharing a beer with a friend on the basement steps after a long day of working on a home improvement project.

Whether it's a dramatic focal point your entryway, a classic staircase that complements your home's architectural style, or just a practical replacement for an old or damaged flight of steps, stairways are the heart of a home's bones. Like furniture, they're built to be both a functional and beautiful part of your home's décor. Chosen wisely, the right staircase will increase your home's value and your family's enjoyment for years to come.

In the past, including a custom-built staircase in new construction or renovation project has posed a number of challenges. Starting with building it. Designing and crafting anything that goes beyond a basic stairway can be a real challenge for the average contractor or do-it-yourself homeowner. Hiring a master carpenter to field-build a custom-crafted wooden staircase onsite is one option – but it can punch a big hole in your budget. If you've looked online, you'll see that most prefab staircase options are industrial rather than residential. And even if you do find a residential source, chances are they aren't local.

Choose an American-made custom wood staircase that looks great and lasts a lifetime.



The good news is that you have a better option. Headquartered at our brick-and-mortar workshop in Monroe, New York, Discount Quality Stairs has been translating complex customer needs into simple and affordable prefab staircase solutions since 1985.

In 2010, we took our business to the next level by offering architects, contractors, and DIY homeowners across America an easy way to order our high quality, handmade “done-for-you” staircases online and have them delivered to the site anywhere in the country. Our relaxed, no-sales-rep-required approach is backed up by responsive online support that guides you from design and measurement to site prep and delivery.

Today, Discount Quality Stairs is continuing to use our age-old stair building skills coupled with cutting-edge technology to deliver precision-measured prefab staircases that range from simple box stairs for basement access to stunning double open full staircases crafted of exotic woods to over 500 satisfied customers.

//

A great company to deal with - very responsive and take care of their customers.

The stairs look really nice and were cut exactly to the measurements entered on their site builder, everything is perfectly level as well.

I am a few hours away and the stairs were built and arrived in just a few days after placing the order. Would highly recommend this company.

//

-J.L. Massapequa Park, NY

What makes prefab a fabulous choice for your new construction or renovation project?

The reasons to choose a Discount Quality Stairs solution are as simple as they are compelling - and come straight from our customer reviews.

- **High quality, American craftsmanship**

While we use technology to speed the process, every prefab staircase is made-to-measure and hand-assembled by our team of experienced woodworkers using top-quality wood and materials.

- **Custom work at an affordable price**

Our made-for-you staircases are priced close to wholesale and typically cost 30% less than what you would pay a master carpenter to build them on site.

- **Quick turn-around time**

In addition to being significantly more affordable than field-built staircases, your Quality Discount Stairs can be completed in record time. Thanks to our state-of-the-art Computer Numerical Control (CNC) wood routers, our craftsmen can precision cut all your staircase components and deliver your completed, ready-to-install staircase anywhere in the country in 7 to 10 days from the time you send in your measurements.

- **Lots of choices**

Prefab doesn't mean cookie cutter. Quality Discount Stairs will custom craft your stairs to your specifications. You choose the configuration, the materials (everything from pre-primed pine to exotic woods), starter step style, railings, balusters and more.

- **Easy-to-order**

Simply fill in the specifications on our online **StairBuilder** to create your staircase and submit your order or give us a call at 800-718-3011.

“

I cannot say enough! Absolutely gorgeous!

Well beyond my expectations and they fit like a glove. The stair measure and pursuant recommendations were right on the money!

Congratulations and thank you very much! An extremely satisfied customer.

”

-Greg Horan

What stair solution is right for you?

Grand entrance? Tight squeeze? Basic basement?

While you might already have a good idea of what kind of staircase is right for you, it pays to consider all the options. So, take a quick look at all the possibilities.



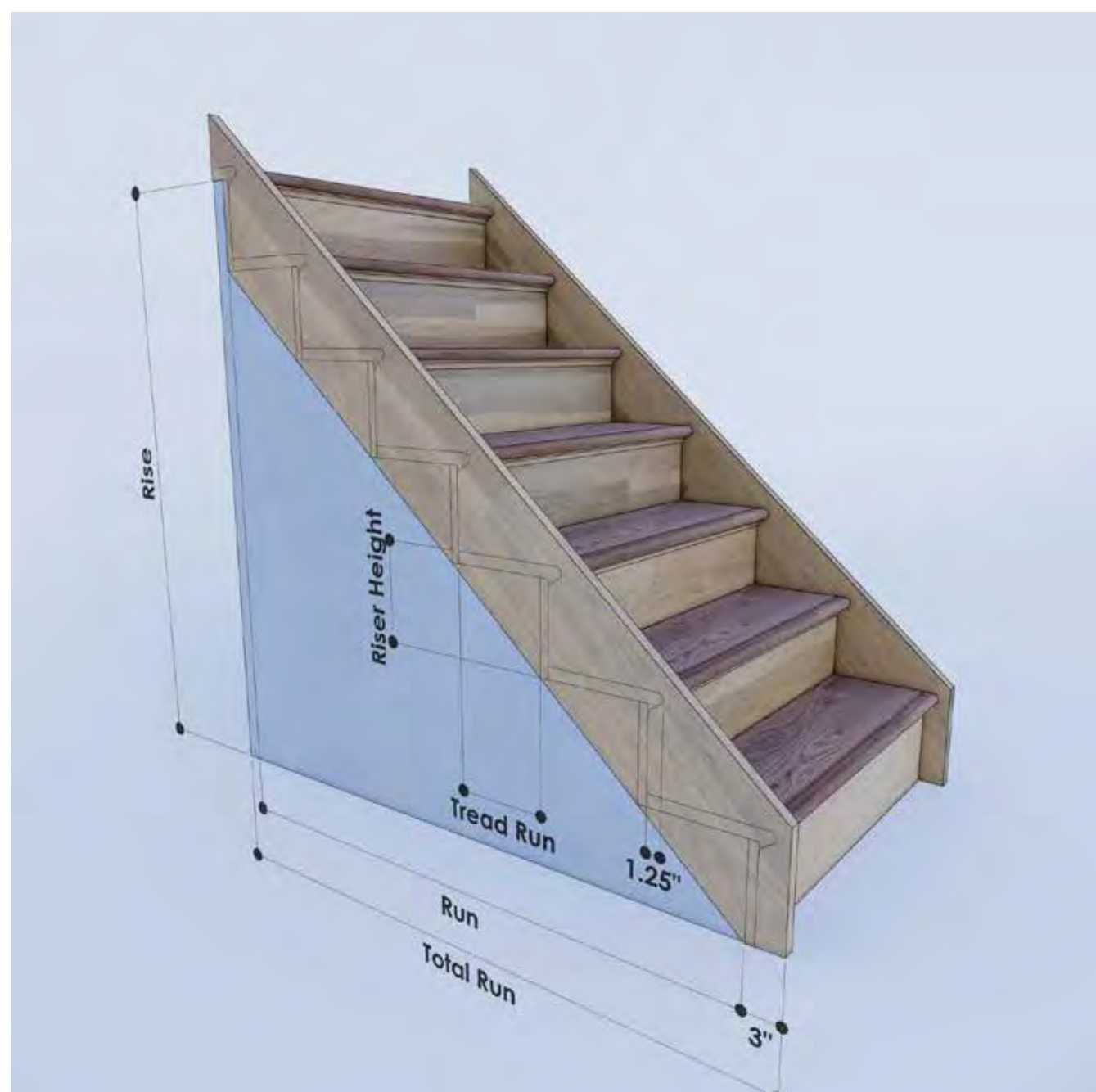
Space Saver Stairs

With their unique, staggered-step design, Space Saver Stairs are a stylish and practical alternative to a ship's ladder or a very steep and uncomfortable to climb conventional staircase.

Where they work:

- Lofts
- Attics
- Basements
- Sub Basements
- Mezzanines
- Roof Hatches

Although slightly more expensive than conventional box stairs, Space Saver Stairs eliminate the need for and high cost of bumping out a foundation or wall.



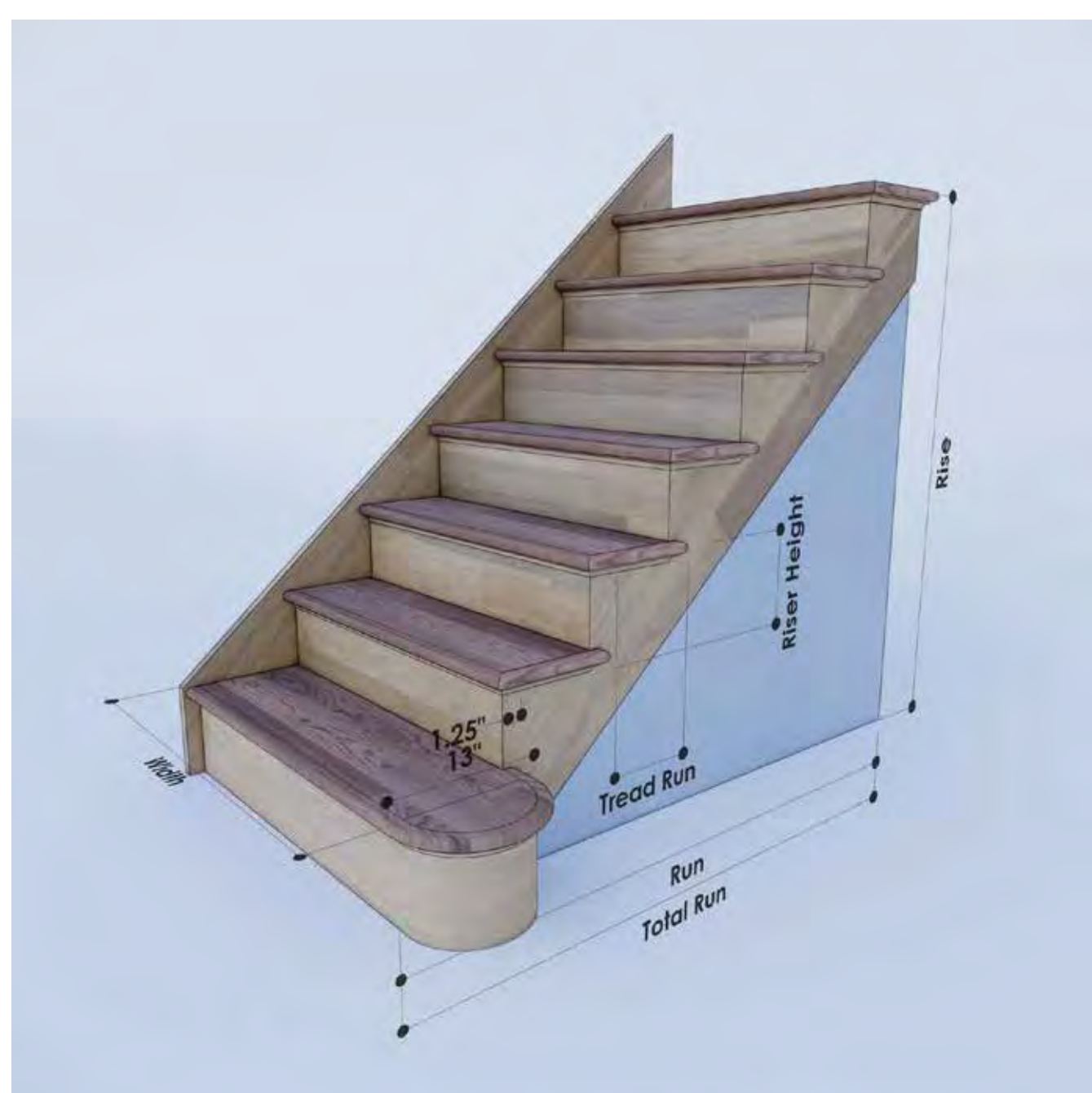
Closed Boxed Stairs

A closed or Boxed Stairs are typically stairs built between walls, usually with no support except the wall strings.

Where they work:

- Attics
- Basements
- Main Stair Case

In certain situations, basic Closed Boxed Stairs can also serve as a home's main staircase.



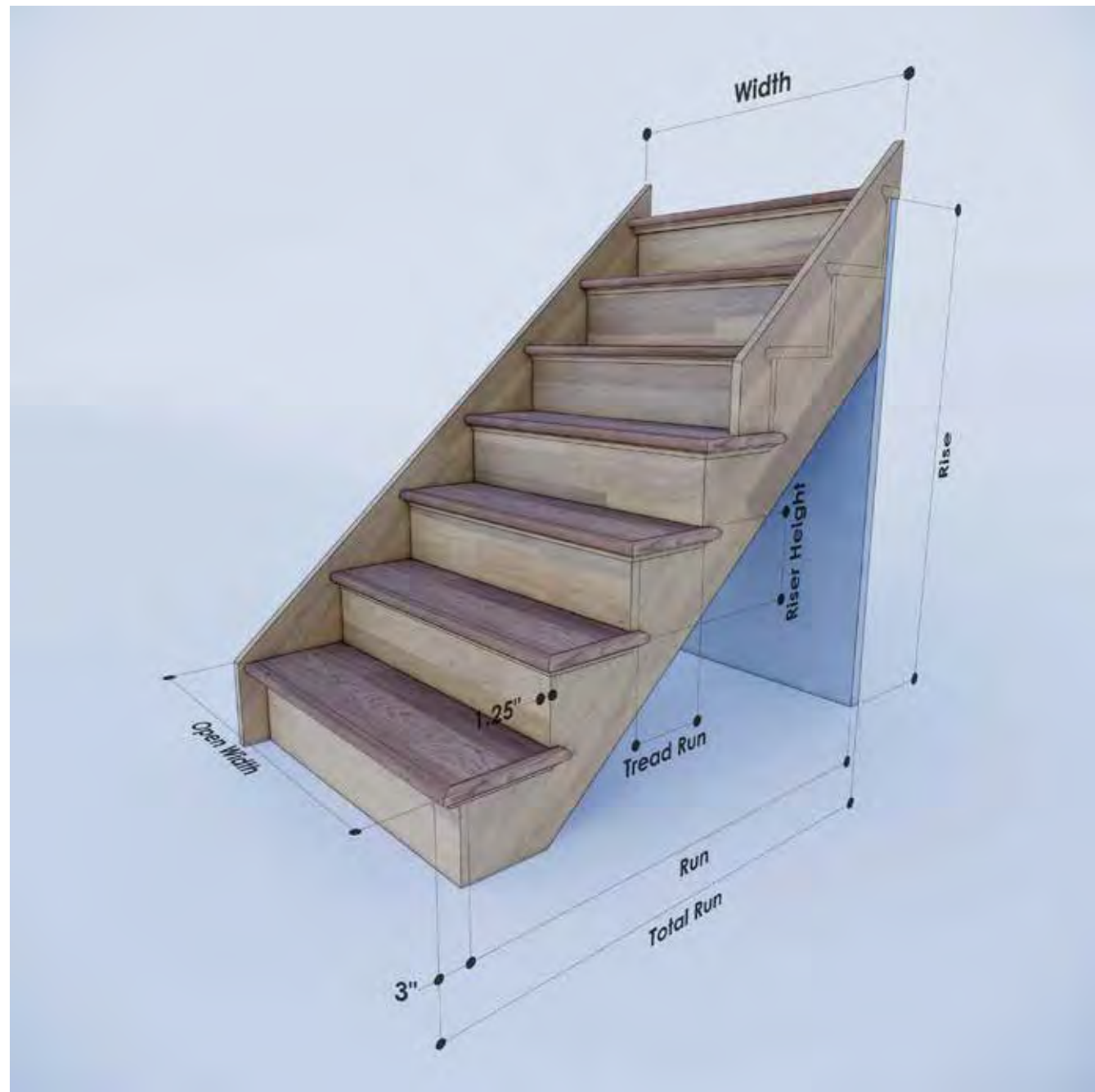
Full Open Stair

A bit more decorative than a plain Boxed Stair, a Full Open Stair is one with a wall on one side and open to the room on the other with finished bull-nosed returned end treads.

Where they work:

- Main Foyer or Entryway
- 2nd or 3rd Floor Stairways
- Finished Basement Family Room

Full Open Stairs can be a great addition to a finished basement family room.



Half Open Stair

A combination of a Closed Box Stair and an Open Stair, a Half Open Stair is closed or boxed at the top and open at the bottom. The number of returned or finished treads and open treads depends on the location of the wall break.

Where they work:

- Main Foyer or Entryway
- Finished Basement Family Room

Most Center Hall Colonial homes feature Half Open Stairs.



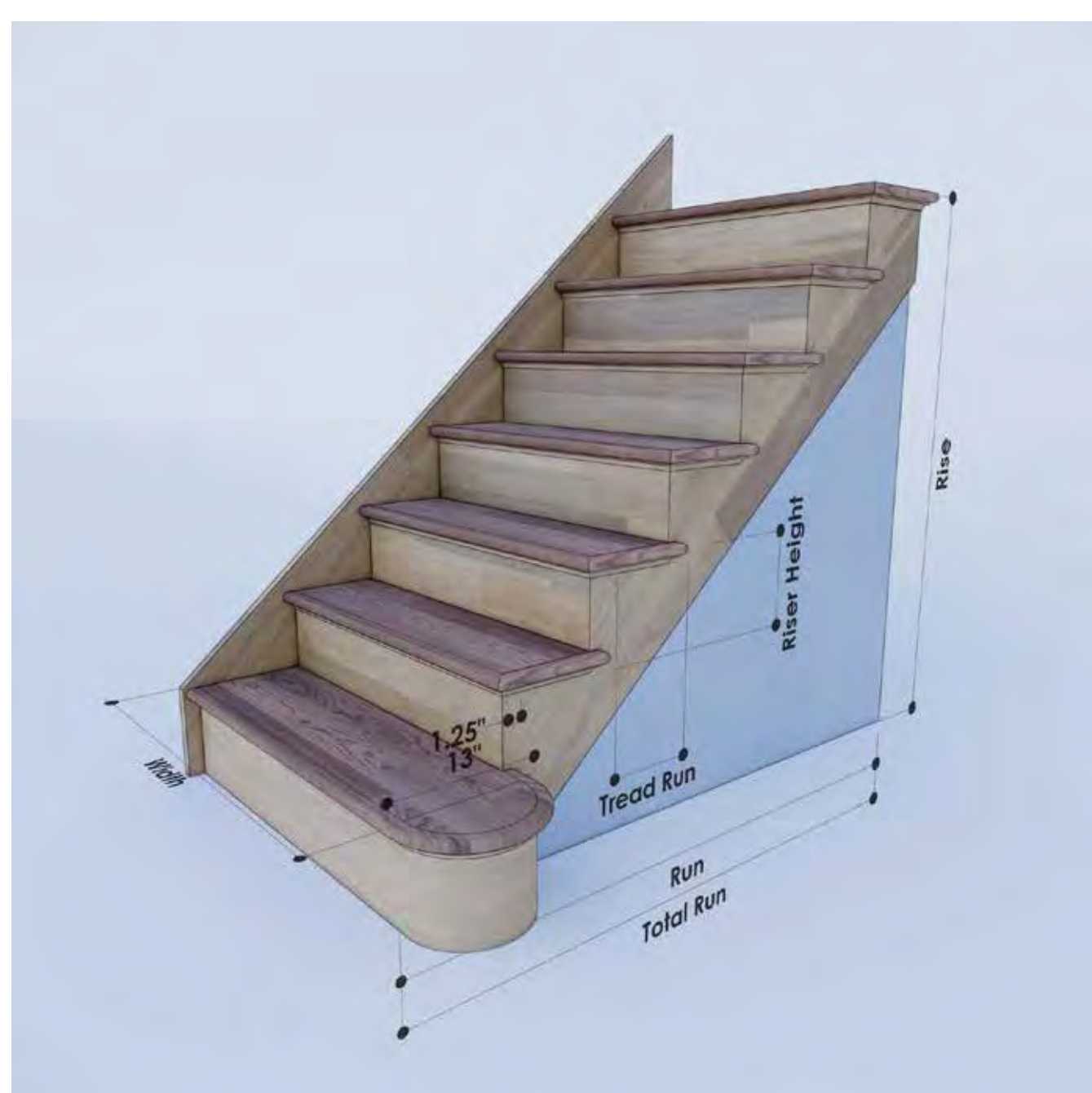
Double Full Open Stair

Dramatic and elegant, a Double Full Open Stair is a staircase without walls on either side. Framing work and walls will need to be built for support underneath the staircase, however self supporting stringers are available and priced as a custom order if you want the area underneath to be open.

Where they work:

- Main Foyer or Entryway

Double Full Open Stairs definitely make a statement but require a good deal of open space on either side of the staircase to work well.



Double Half Open Stair

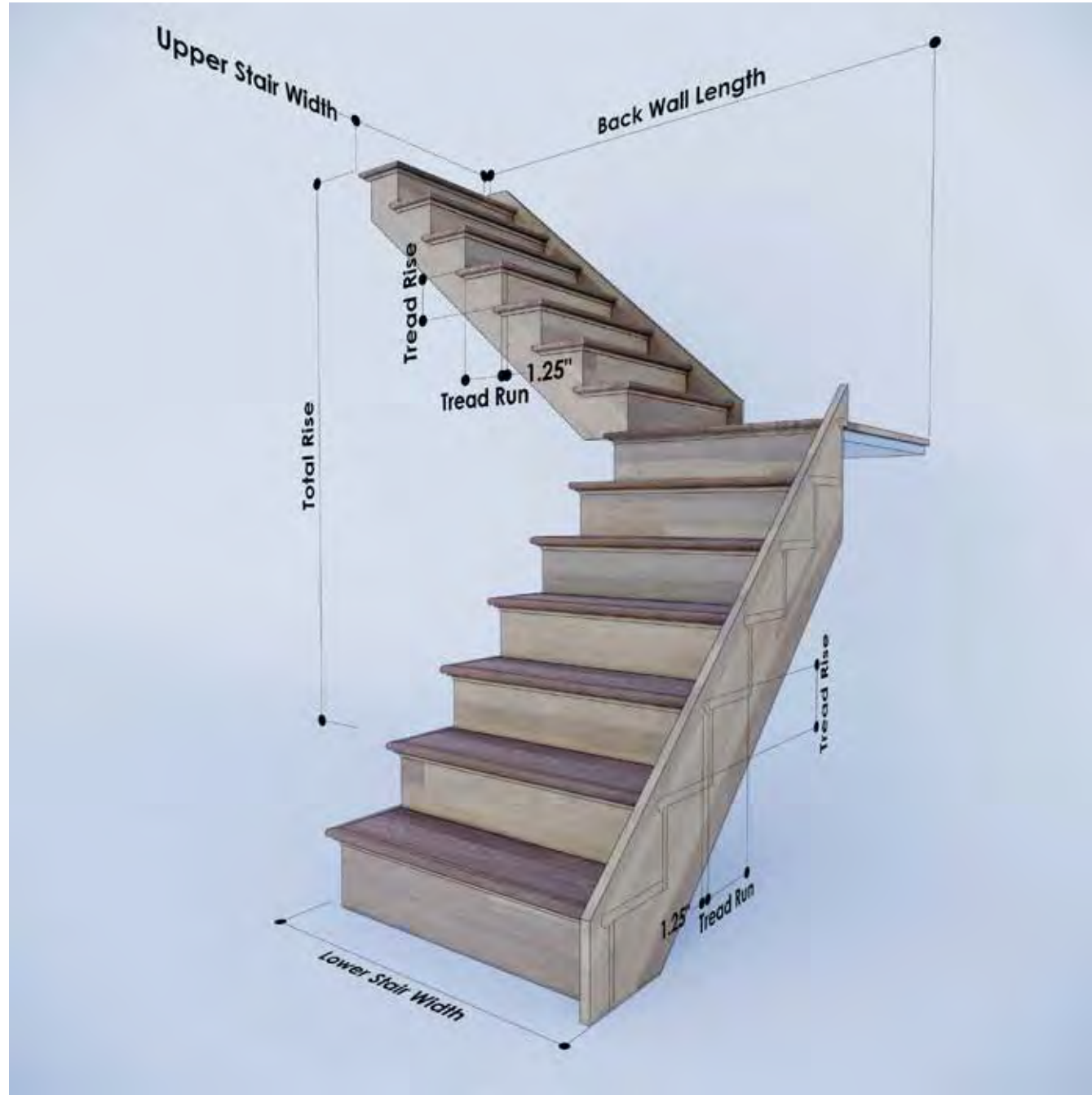
A combination of a Closed Box Stair and an Open Stair, a Double Half Open Stair is closed or boxed at the top and open on both sides at the bottom. The number of returned or finished treads and open treads depends on the location of the wall break.

Where they work:

- Main Foyer or Entryway
- 2nd or 3rd Floor Stairways
- Finished Basement Family Room

Double Half Open Stairs offer much of the elegance of a Double Full Open Stairs without needing as much room on either side.

Rail will end into a rosette on the wall



L-Shaped Stair

Versatile and space-saving an L-Shaped Stair features 2 sections separated by a platform that you or your contractor will need to pre-build onsite. Built up against a wall, the stair is open on the other side with finished bull-nosed returned end treads.

Where they work:

- Any Location in the Home

L-Shaped Stairs take up less space and can be installed in the corner of a room.

Select a wood and finish that meet your needs and reflect your style.




Red Oak

This heavy, stiff hardwood offers high, no-bounce shock resistance and a classic look that complements most any architectural style.



Poplar

Perfect for those who prefer a wood with a finer grain, this economical slightly softer hardwood accepts stains and paints and creates an easy to finish smooth surface.




Primed Material

Save a step on risers and stringers you plan to paint with pre-primed wood stair material that is instantly ready for your artistic touch.



Engineered Pine

A less expensive alternative to solid wood, this layered product features a thin slice of pine on top of a base of high-quality plywood that provides the warm look of wood at an affordable price.




Exotic Woods

If you're drawn to the dramatic richness of Brazilian Cherry Wood, Mahogany, Maple, Hickory, Bamboo or other exotic woods, just let us know. We'll source the wood and give you pricing on a pre-assembled or "knocked down" staircase.

Easy measuring instructions show you how to spec a staircase that's a perfect fit.

While building a staircase on your own can be complicated, measuring for them isn't. All you need to do is submit three simple measurements – Rise, Width, and Floor Opening. Just follow these simple step-by-step instructions that will show you how to take measurements that will let us create precision-cut prefab stairs for your space.



It pays to be prepared.

In the meantime, here are a few other things you need to do to make sure everything goes according to plan.

Building Code Compliance

Before approving final plans and layouts for your staircase, you might want to share them with a local building inspector to make sure they're up to the codes in your area. We can make any adjustments or changes that are required.

Site Prep

Keep in mind that stairs are not typically "self-supporting" so you'll need to frame a wall under the open stair. Likewise, if your stairs have an L-shaped configuration and other styles that require platforms, you or your contractor will need to build those yourself prior to installation. Also don't put up sheetrock in new construction before your stairs are installed. One last tip: your custom built Discount Quality Staircase is going to be heavy so be sure to have plenty of manpower on hand when it is delivered.

Installation is a snap.

All you – or your contractor – need are some basic carpentry skills and a toolbox equipped with:

- Hammer
- Framing Square
- Wood Glue
- Drill or Screw Gun
- Clamps
- Tape Measure



To see how simple it is to install a Discount Quality Stairs staircase, watch this short **VIDEO** to see how it's done. And if you have questions or run into a snag, don't hesitate to give us a call. We're always here to help.

Get Started with *StairBuilder*.

ORDER TODAY

Ready to design the staircase of your dreams or simply one that will replace the rickety stairs to your basement?

Get started now with our Online Stair Builder and order today.

Visit: www.discountqualitystairs.com/builder

Choose your style, finishes, configuration.

Get an instant online ballpark quote and then order today.